



S **MART WATCH**
Enjoy Your Smart Watch

FULL TOUCH SCREEN

Enjoy Your Smart Watch

MODEL: LPW-S91

320 mAh BATTERY PROVIDE USAGE UP TO **6** DAYS

EN User Manual

Note: Waterproof performance

The device is not suitable for diving or swimming in the sea; and not suitable for hot water baths, hot springs, saunas, etc



Bluetooth Calling



HD AMOLED screen



IP67 Waterproof



Heart Rate

User Manual

I : Scan the QR code to download and install the APP

Note: Downloading the APP on iPad or Tablet is not supported.

Compatible with iOS 9.0 & above and Android 5.0 & above.

If the watch's firmware or the APP is not the latest version, it may affect the usage of the watch or the APP. Please update the watch's firmware and the APP to the latest version.



APP Download
LT Watch

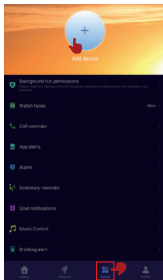
APP Upgrade: [LT Watch] → [Profile] → [About] → [update]

Firmware Upgrade: [LT Watch] → [Device] → [Firmware upgrade] → [upgrades]

APP Connection

1: Turn on mobile phone's Bluetooth and GPS.

2: [LT Watch] → [Device] → [Add Device]
Tap on the watch name to pair it.



[Figure 1]

Special Attention:

Android phone will automatically clean up infrequently used APP, causing APP to be closed in the background. Please turn on the relevant permissions to ensure normal use.

SmartPhone Setting

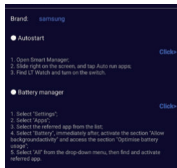
1: Ensure that the permission of notifications of APP in your mobile phone is turned on: open[Smart phone] → [Settings] → [App and notifications]→ [Permissions]→ [LT Watch] Set all permissions to be ON.

2: Special Note Above **iOS 12** system version , **[settings]** → **[bluetooth]** → **[my devices]** → **[device name]** → tap this : **(i)** → **[share system notifications]** → open it

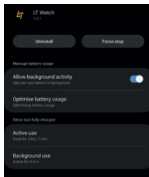
Special Note: if Application(Wechat/whatsapp/Skype...) is logged into computers and phones ,there would be no message displayed in watch)-----

II: APP "permission settings"

Android phone background will clean up infrequently used software,Please turn on the permissions.



[Figure 2]



Sometimes need tips twice

[Figure 3]

III: Watch Functions

smart watch supports a variety of functions: multiple sport modes, weather information, watch face store, heart rate monitoring, sleep monitoring, blood oxygen saturation monitoring, find my phone, message notifications, and etc.

Function Descriptions

1.DND, Low battery Mode, Screen Brightness

2.Flashlight, Ecard, Setting

In the home Page, Swipe from top to the bottom



3.Ai Voice Assistance

Firstly please make sure watch is connected to the app, and Audio has been enabled in in the Pop up window.

Then in homepage, click side crown enter menu, find Ai voice, to command the phone via voice.



4. Change Watch Face

METHOD1: : Long press on the home page, then slide to switch the watchface, click to select or use the side crown to change watchface

METHOD2: Customize the watch face and change the watch face via the APP's watch face store: **[LT Watch]** → **[Device]** → **[Watch faces]** → **[Edit]** or **[More]** → **[Select picture]** → OK to download and change it with the new watch face (Do not leave the download interface until the download is 100% completed)

5. Step Counting

Activity data resets every day after 00:00, and you can check the history records in the APP.

6. Heart Rate Monitoring

It measures your heart rate data . To measure your heart rate : Turn on the heart rate monitoring function , and after 2 seconds it will automatically measure the heart rate , then wait for about 10-20 seconds until the measurement is completed .

Besides , if you need 24H automatic heart rate monitoring , you can also set this function in the APP : **[LT Watch]** → **[Device]** → Turn on **[Automatic heart rate detection]**.

Notes : 1) Ensure the sensor at the back of the watch slightly touches the skin and the wristband not too tight or too loose .

2) If you need to measure the exercise heart rate , please go to the exercise mode for measurement .

7. Blood Oxygen Monitoring

It measures your blood oxygen saturation data. You can check the historical measurement results in the APP's blood oxygen interface.

8. Blood Pressure Monitoring

It measures your blood pressure data. You can check the historical measurement results in the APP's blood BP interface.

9. Sleep Monitoring

It records your sleep data, and you can check the history records in the APP (Default sleep monitoring period: 20:00pm-10:00am).

10. Weather

You need to connect the watch and LT Watch APP to get the weather information in your location. Moreover, you can go to **[LT Watch]** → **[Profile]** → **[Unit Setting]** → **[Temperature]** to switch between **°C** and **°F**.

Note: The weather information displayed on the smart watch is obtained from a third-party weather service provider.

If your smart phone and smart watch obtain weather data from different weather service providers, then the displayed weather information may also be different.

11. Multiple sport modes

Exercise data will be automatically synchronized to the APP when connected, and you can check the detailed data records in the sports mode in the APP.

Notes: The watch does not built with GPS. But the GPS track function can be used in the Sport mode of app

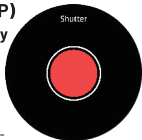
12. Breathing Exercises

Follow the on-screen instructions for inhalation and exhalation (Breathing exercises help relax a person's mood, reduce psychological stress and improve vital capacity).

13. Shutter (watch should be connected to the APP)

Method 1: In the APP: Go to [LT Watch] → [Device] → [Easy camera], and click the shutter button to take a photo.

Method 2: On the watch: Click the shutter button on the watch's interface to take a photo, or shake your arm to take a photo automatically.



14. Sedentary Reminder

Go to [LT Watch] → [Device] → [Sedentary reminder] to enable/disable this function.

If the watch detects no enough activities or steps during the set time period, the sedentary reminder function will be enabled, and the watch will then remind you every one hour.

15. Alarm Functio

Go to [LT Watch] → [Device] → [Alarm] to set alarms according to your needs. Up to 5 alarms can be set (The alarm will only give a reminder when the set time is more than 2 minutes).

16. Calling Function

Step#1: On LT Watch App , Add Device and Connect the L-S91 Watch , after its connected in 5 seconds , there will be a pop up window to connect the audio BT & calling request , Please Click allow and pair

Step#2: On home page ,click side crown to enter menu > Phone > to dial out in keypad or check recent calls



Step#3: Sync contact list .go to app,in telephone directory ,and click "+" to input the contacts and sync to watch

Step#4: you want to disable call on the watch , go to setting > call set > call audio ,and disable it

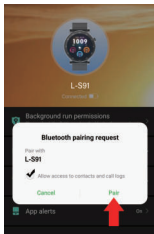


Figure 1

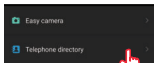


Figure 2

Step#5: Trouble Shooting , Why i cannot user bluetooth call to dial out or receive calls on the watch ?

Situation A :

Make sure the Phone setting , phone (BT call) feature is enabled(Figure 1)

Situation B :

Step 1: remove all the bluetooth connected in Phone Setting

Step2: Disconnect Watch from app

Step 3: Add Device on App , Connect the watch , and click allow and pair when app pop up the window to enable the BT calling & Access granting(Figure 1)

17.Music Control

(Connect watch with app and switch to music page)

1.watch can control the music playback on the phone and control volume

2.Play the music via the watch speaker : Go to Watch Setting > Call set > Media Audio (Figure 2),Enable it , then watch speaker will play the sound from phone, you can also disable it here when you dont want media sounds to watch



Figure 2

18. Call Reminder

Go to [LT Watch] → [Device] → [Call reminder] to enable/disable this function. After the call reminder function is enabled, then the watch can remind you of the incoming calls on your phone.

Note: The watch can be used answer and reject calls, and cannot reply messages.

19.Wake Screen on Wrist Raise

Flip your arm, and the screen will automatically light up.

20. Message Notification

The watch can save the latest 5 messages.

21.Menu Style Change

the watch inbuilt with 5 set of menu options.

On the home page ,Slide to left to enter menu.and quick double press crown button to switch to another set of menu



22.Customize the main pages of Right Swipe

On homepage, When we continuously swipe screen from left to right ,it comes with Activity, Sleep ,Heartrate, Blood Pressure ,Spo2 ,Weather.

User can long press on the function page center , it can delete the function page and add other function page.



23.Quick shortcut

on home page ,swipe screen from left to the right , it comes with the recent used icon and menu entrance



24.Women Physiological

enable in the LT-Watch - Device - others -Physiological cycle reminder to set more details

25.Wake Screen on Wrist Raise

Flip your arm and screen will light up, Go to LT-Watch → Device → Others → Quick View to set its always enabled or enabled during a period time of a day

26. Crown Button Functions

1. In Homepage , Rotate to switch watchface
2. In Homepage , one click to enter into Menu , double click to change menu style
- 3.Long Press to power on/off

27.Sports Button Functions

- 1.In Homepage , One Quick Click Enter into Sport Mode Quickly ,Double click to enter another function page
- 2.This button function can be customized in In Setting > Key Setting



28. More

Vibration on /Off ,Vibration intensity ,Stopwatch ,Timer ,Find phone from menu in watch ,and Drink watch reminder ,sedentary reminder ,control phone music ,battery saving ,language setting on LT-Watch app

Note : This watch charge with wireless charger.
Please use an output adapter below 5V/1.5A.



Insight Firm
LINK-TECH TRADING COMPANY LIMITED
FLAT 60A,8/F, FOOK CHONG BUILDING 63 HOL YUEN
ROAD, KWUN TONG, KOWLOON, HONG KONG
TEL: 3114 7967

Specification

Water proof	IP67
Outlook&Material	Zinc alloy + Plastic back shell
Chipset	JL7012F6
LCD style	AMOLED
LCD Resolution	1.952 inch 360x360
Screen Size	1.46inch
Touch Panel	FULL Touch
Memory (ROM+RAM)	32KB ROM / 640KB RAM / 128MB FLASH
BT / BLE	BT3.0 / BLE 5.2
Transmission Range	12 m from back to face
G-Sensor	SC7520
MobileAPP-GPS	YES
Heart rate sensor	VC30F-S with real spo2
Vibrator	YES
Battery Type	Polymer
Battery Protection Board	G3J
Battery Capacity	320mAh
Charging time	2-2.5 hours
Theory Standby time	30-35 days
Normal using time	4 to 6 days



WARRANTY CERTIFICATE

This document has been prepared by taking into account the principles of

WARRANTY CERTIFICATE of Consumer Protection Law No. 6502.

WARRANTY CONDITIONS

- 1) Warranty period is 2 years from the delivery date of the goods.
- 2) All parts of the product are guaranteed.
- 3) If the goods are found to be defective, the consumer, 6502 Article 11 of the Law on Protection

A- Return from contract

B- Requesting discounts

C- Free repair request

D- May take the right to ask for the sale to be replaced with a non-defective product.

- 4) If the consumer chooses the right to free repair from these rights seller; It is obliged to make or repair the goods without any charge under the cost of labor, replacement parts or any other name.

The consumer can also use the right to free repair against the manufacturer or importer. Seller, manufacturer and importer are responsible for the consumer's right to use this right.

- 5) If the consumer uses the right of free repair,
 - Failure to repeat within the warranty period
 - Exceeding the maximum time required for repair
 - In cases where it is not possible to establish a report by authorized service station, dealer, manufacturer or importer; the seller can demand the return of the price of the goods, the price reduction at the price of shame or the replacement of the goods with the non-defective product if possible.

The seller cannot refuse the consumer's demand. If this request is not fulfilled, the seller, the manufacturer and the importer shall be jointly responsible.

6) The repair period of the goods can not exceed 20 working days. This period starts at the date of notification of the defect to the authorized service station or the seller within the warranty period and the date of delivery of the goods to the authorized service station.

If the defect, goods, manufacturer or importer is not repaired within 10 working days; Until the repair of the goods has been completed, it should allocate another product with features similar to consumer use.

In case of malfunction of the goods within the warranty period, the time spent in the repair is added to the warranty period.

7) The use of the product contrary to the instructions in the manual is not covered by the warranty.

8) The consumer may apply to the Consumer Arbitration Committee or the Consumer Court at the place of settlement of the disputes that may arise in relation to the use of the rights arising from the warranty or in the place where the consumer transaction is made.

9) In the event that this Warranty Certificate is not provided by the Seller, the consumer may apply to the General Directorate of Consumer Protection and Market Surveillance of the Ministry of Customs and Trade.

EXCLUSIONS

This Warranty does not, in any event, cover the following:

- (a) periodic check-ups, maintenance and repair or replacement of parts due to normal wear and tear;
- (b) cosmetic damage, including but not limited to scratches and dents;
- (c) costs relating to transport, removal or installation of the product;
- (d) malfunction or damage caused by any cause not attributable to the manufacturing and design of the product (including but not limited to fire, water, neglect, viruses, improper use, etc);
- (e) use of the product as part of a business, trade or profession;
- (f) abuse or misuse, including but not solely limited to the failure to use this product for its normal purposes or in accordance with LINKTECH's instructions for usage and maintenance;

- (g) use of the product in conjunction with accessories, chargers or supplies not approved by LINKTECH for use with this product;
- (h) failure of the product arising from incorrect or incomplete installation or use not consistent with technical or safety standards currently in force, or failure to comply with product manual instructions unless the installation is completed by LINKTECH;
- (i) damage to the battery caused by overcharging or failure to use in accordance with the specific instructions for the care of the product outlined in the product manual;
- (j) cases where the model, serial (IMEI) or product number on the product has been deliberately altered, deleted, removed or made illegible;
- (k) cases where any of the seals on the battery enclosure or cells are broken or show evidence of tampering;
- (l) cases where damage to the product has occurred as a result of reconfiguration of the shipped product (either hardware or software) except if LINKTECH previously agreed;
- (m) cases where damage of the display panel has occurred;
- (n) cases where Consumers refuse to provide LINKTECH with relevant password or security information of the product necessary for LINKTECH to provide services under this Warranty; (o) defects which may be fixed by the installation of official software or software updates not provided by LINKTECH, but being freely available within the market; and
- (p) issues resolvable using LINKTECH's standard repair methods (remote or automated management, Consumer installable parts) where the Consumer has refused to use such methods without reasonable cause.

Services performed by LINKTECH in rectifying any damage or defect caused as a result of any of these excluded reasons shall be subject to charges for labour, transportation and parts. Re-installation of original software may be subject to a charge.

WARRANTY CERTIFICATE

Import company

Title : Enes Türkmen ve Ortađı.

Address : Süleymaniye Mahallesi, Prof Cemil Bırsel Caddesi, no 29/1 Fatih İstanbul

Phone Number : 0850 340 88 88

Fax :

Email : eticaret@linktech.com.tr

Signature of the official :

Company stamp :



Sales brand

Title :

Address :

Phone Number :

Fax :

Email :

Signature of the official :

Company stamp :

Product

Type:

Brand Name:

Model:

Warranty Period: 2 Years

Maximum Repair Time: 20 Business days

Bandrol and Serial No:

EC-RED CERTIFICATE

Opinion Number: HTT202306495

Applicant:	Link-Tech
Address:	Room3403,3F Floor JFuLJiaXiBusinessCenter,No.5FuChang Road, HaiZhuDistrictGuangZhou,China
Manufacturer:	Link-Tech
Address:	Room3403,3F Floor JFuLJiaXiBusinessCenter,No.5FuChang Road, HaiZhuDistrictGuangZhou,China
Product:	Watch
Model:	LPW-S91, LPW-S92, LPW-S93, LPW-S94, LPW-SV95, LPW-SV96, LPW-SV97, LPW-SV98, LPW-SV99, LPW-S100, LPW-S101, LPW-S102, LPW-S103, LPW-S104, LPW-S105, LPW-S106, LPW-S107, LPW-S108, LPW-S109, LPW-S110
Trade Mark:	N/A
Test Lab:	Shenzhen HTT Technology Co., Ltd.
Date of Issue:	Jul.03,2023

Essential Requirements	Specifications / Standards	Report Number	Result
Health and Safety, Article 3.1 a)	EN 50663:2017	HTT202306495H	Compliant
	EN IEC 62368-1: 2020+A11: 2020	HTT202306495S	
EMC, Article 3.1 b)	ETSI EN 301 488-1 V2.2.3 (2019-11) ETSI EN 301 489-17 V3.2.4 (2020-09)	HTT202306495E-1	Compliant
Radio Spectrum, Article 3.2	ETSI EN 300 328 V2.2.2 (2019-07)	HTT202306495E-2	Compliant

Our opinion in accordance with directive 2014/53/EU(RED) on radio equipment and telecommunications equipment and the mutual recognition of their conformity is that the apparatus identified above complies with the requirements of that directive stated above.

Marking: It is recommended that the product bear the CE mark, only when all the essential requirements have been met.

Authorized by: 
Kevin Yang, Technical Engineer

